

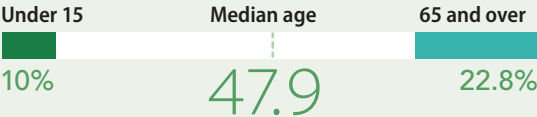
Hong Kong 2024: The Facts

Population

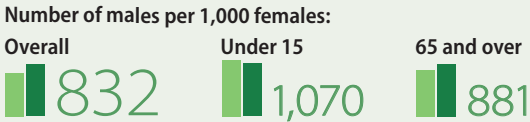
Total: **7.5241** million (as at mid-2024)



Age structure (as at mid-2024)



Sex ratio (as at mid-2024) ♂ males ♀ females



Crude birth rate

4.9[#]
per 1,000 population

Crude death rate

6.8[#]
per 1,000 population

Expectation of life at birth




Overall density (as at mid-2024)



[#] Provisional figures, or figures subject to revision.

Housing[^]

About **2.2** million people live in **866,500** public rental housing units under the Hong Kong Housing Authority and the Hong Kong Housing Society.



[^] Percentages do not add up to 100 due to rounding.

Race and nationality

Predominantly of Chinese race (as at mid-2021): **91.6%**

Non-PRC nationals physically present in Hong Kong (as at end-2024): **691,448**

Largest groups (as at end-2024):

Philippines	196,126	Nepal	25,883
Indonesia	174,218	USA	20,444
India	38,688	United Kingdom	17,285
Thailand	28,752	Malaysia	17,008
Pakistan	26,081	Canada	16,697
Sub-total			561,182

Religion and custom

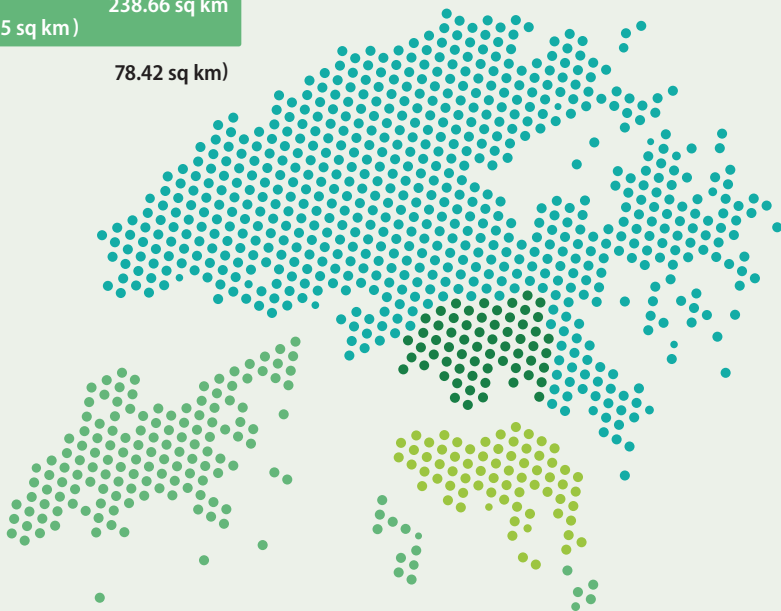
Buddhists and Taoists make up the vast majority.

Others (estimates):

Christians	1,400,000	Sikhs	15,000
Muslims	300,000	Jews	2,500
Hindus	100,000		

Total: 1,114.57 sq km

(Reclamation since 1887



@ Land areas rounded up to the nearest 0.01 sq km.

Weather

Highest temperature

Lowest temperature

Highest wind speed (gust)



The Economy

Economic growth

Year-on-year rate of change in GDP in real terms:

2.5%[#]

Inflation affecting consumers

Year-on-year rate of change in Composite CPI:

1.7%

Employment

Total in employment[#]: 3.71 million

Major employment sectors^{#@}



Public administration; and social and personal services

1,129,900
30% of total in employment



Import/export, wholesale and retail trades; and accommodation and food services

896,200
24% of total in employment



Financing and insurance; real estate; and professional and business services

835,800
23% of total in employment



Transportation, storage, postal and courier services; and information and communications

397,100
11% of total in employment



Construction

351,400
9% of total in employment



Manufacturing

75,700
2% of total in employment

Unemployment rate

3%

Median wage (non-government employees and non-live-in domestic workers)

\$20,500 per month (May-June 2024)

Transport

Roads

2,241 km of public roads
808,771 licensed vehicles



Bridges

Longest: Tsing Ma suspension bridge (main span 1,377m) and cable-stayed Stonecutters Bridge (main span 1,018m)



Air movements

363,000 flights
53 million passengers
4.9 million tonnes of cargo*



Shipping movements

18,395 ocean vessel arrivals
82,194 river vessel arrivals
177 million tonnes of port cargo throughput



Container throughput

13.69 million
twenty-foot equivalent units



[#] Provisional figures, or figures subject to revision.

[@] Percentages do not add up to 100 due to rounding.

* Including airmail.