

Hong Kong 2023: The Facts

Population

Total: **7.5361** million (as at mid-2023)

Hong Kong Island
1.19 million (15.8%)

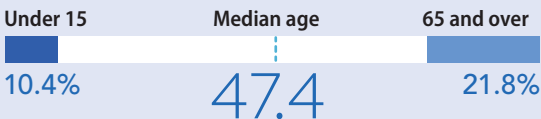
Kowloon
2.25 million (29.8%)

New Territories
4.1 million (54.4%)

Marine
<0.005 million (<0.05%)



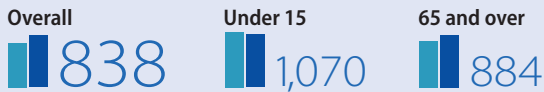
Age structure (as at mid-2023)



Sex ratio (as at mid-2023)

♂ males ♀ females

Number of males per 1,000 females:



Crude birth rate

4.4[#]
per 1,000 population

Crude death rate

7.2[#]
per 1,000 population

Expectation of life at birth



Overall density (as at mid-2023)

6,910 people per sq km

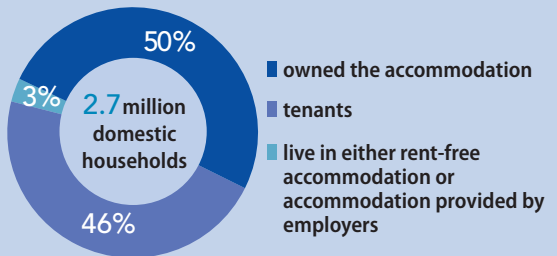


Most densely populated District Council district:
Kwun Tong (**59,600** people per sq km)

[#] Provisional figures, or figures subject to revision.

Housing[^]

About **2.2** million people live in **856,700** public rental housing units under the Hong Kong Housing Authority and the Hong Kong Housing Society.



[^] Percentages may not add up to 100 due to rounding.

Race and nationality

Predominantly of Chinese race (as at mid-2021):
91.6%

Non-PRC nationals physically present in Hong Kong (as at end-2023):
674,165

Largest groups (as at end-2023):

Philippines	194,944	Nepal	24,457
Indonesia	165,800	USA	23,312
India	37,167	Canada	16,781
Thailand	27,618	Malaysia	16,285
Pakistan	24,879	United Kingdom	14,062
		Sub-total	545,305

Religion and custom

Buddhists and Taoists make up the vast majority.

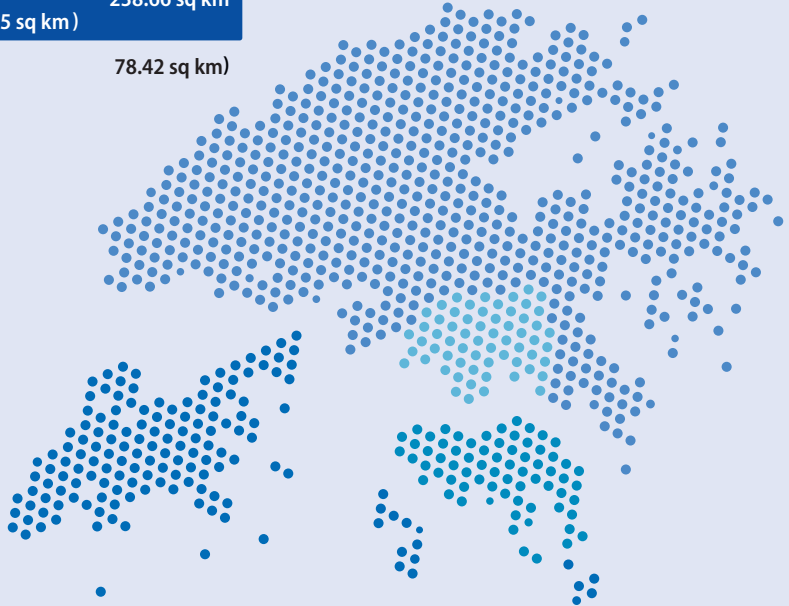
Others (estimates):

Christians	1,400,000	Sikhs	15,000
Muslims	300,000	Jews	2,500
Hindus	100,000		


Land Area[®]

Total: 1,114.57 sq km

Hong Kong Island & adjacent islands	80.72 sq km
Kowloon	46.93 sq km
New Territories – mainland	748.26 sq km
New Territories – islands (Lantau 148.4 sq km; others 90.25 sq km)	238.66 sq km
(Reclamation since 1887	78.42 sq km)



© Land areas rounded up to the nearest 0.01 sq km.



Weather

Average annual rainfall

2,431.2 mm

Wettest period

Hourly 158.1 mm (7 September 2023)

Daily 534.1 mm (19 July 1926)

Monthly 1,346.1 mm (June 2008)

Driest

10% humidity (16 January 1959)

Highest temperature

36.6°C (22 August 2017)



Lowest temperature

0.0°C (18 January 1893)



Highest wind speed (gust)

259 km/h at HK Observatory

284 km/h at Tate's Cairn

(Typhoon Wanda, 1 September 1962)



The Economy

Economic growth

Year-on-year rate of change in GDP in real terms:

3.2%[#]

Inflation affecting consumers

Year-on-year rate of change in Composite CPI:

2.1%

Employment

Total in employment[#]: 3.69 million

Major employment sectors[#]



Public administration; and social and personal services

1,103,600
30% of total in employment

Import/export, wholesale and retail trades; and accommodation and food services



927,400
25% of total in employment



Financing and insurance; real estate; and professional and business services

831,900
23% of total in employment

Transportation, storage, postal and courier services; and information and communications



396,900
11% of total in employment



Construction

338,700
9% of total in employment

Manufacturing



75,500
2% of total in employment

Unemployment rate

2.9%

Median wage (non-government employees and non-live-in domestic workers)

\$19,800 per month (May-June 2023)

Transport

Roads

2,239 km of public roads
815,628 licensed vehicles



Bridges

Longest: **Tsing Ma** suspension bridge (main span 1,377m) and cable-stayed **Stonecutters Bridge** (main span 1,018m)



Air movements

276,000 flights
39.5 million passengers
4.3 million tonnes of cargo*



Shipping movements

18,867 ocean vessel arrivals
73,331 river vessel arrivals
175 million tonnes of port cargo throughput



Container throughput

14.4 million
twenty-foot equivalent units



[#] Provisional figures, or figures subject to revision.

* Including airmail.