

Hong Kong 2022: The Facts

Population

Total: **7.3461 million** (as at mid-2022)

Hong Kong Island
1.16 million (15.7%)


Kowloon
2.21 million (30%)

New Territories
3.98 million (54.2%)

Marine
<0.005 million (<0.05%)



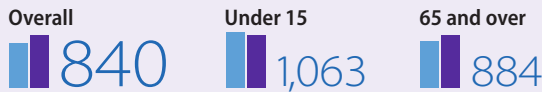
Age structure (as at mid-2022)



Sex ratio (as at mid-2022)

♂ males ♀ females

Number of males per 1,000 females:



Crude birth rate

4.4[#]
per 1,000 population

Crude death rate

8.4[#]
per 1,000 population

Expectation of life at birth



Overall density (as at mid-2022)

6,740 people per sq km

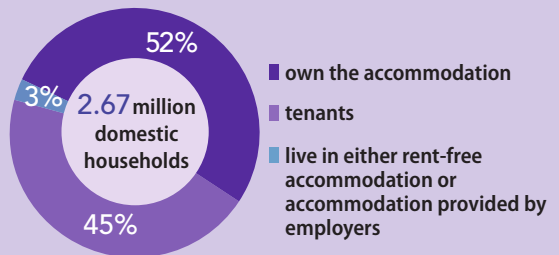


Most densely populated District Council district:
Kwun Tong (**59,340** people per sq km)

[#] Provisional figures, or figures subject to revision.

Housing

About **2.2 million** people live in **858,900** public rental housing units under the Hong Kong Housing Authority and the Hong Kong Housing Society.



Race and nationality

Predominantly of Chinese race (as at mid-2021):
91.6%

Non-PRC nationals physically present in Hong Kong (as at end-2022):
657,895

Largest groups (as at end-2022):

Philippines	184,361	Pakistan	23,738	
Indonesia	160,646	Nepal	23,451	
India	35,665	Canada	17,604	
Thailand	27,127	Malaysia	15,894	
USA	25,699	United Kingdom	14,053	
			Sub-total	528,238

Religion and custom

Buddhists and Taoists make up the vast majority.

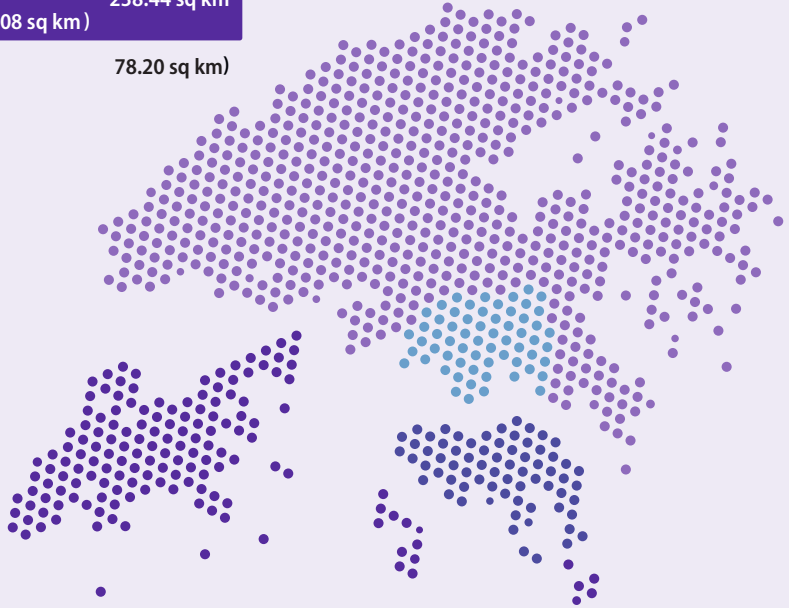
Others (estimates):

Christians	1,300,000	Sikhs	12,000
Muslims	300,000	Jews	2,500
Hindus	100,000		


Land Area[@]

Total: 1,114.35 sq km

Hong Kong Island & adjacent islands	80.72 sq km
Kowloon	46.93 sq km
New Territories – mainland	748.26 sq km
New Territories – islands (Lantau 148.36 sq km; others 90.08 sq km)	238.44 sq km
(Reclamation since 1887	78.20 sq km)



[@] Land areas rounded up to the nearest 0.01 sq km.



Weather

Average annual rainfall

2,431.2 mm

Wettest period

Hourly 145.5 mm (7 June 2008)

Daily 534.1 mm (19 July 1926)

Monthly 1,346.1 mm (June 2008)

Driest

10% humidity (16 January 1959)

Highest temperature

36.6°C (22 August 2017)



Lowest temperature

0.0°C (18 January 1893)



Highest wind speed (gust)

259 km/h at HK Observatory

284 km/h at Tate's Cairn

(Typhoon Wanda, 1 September 1962)



The Economy

Economic growth

Year-on-year rate of change in GDP in real terms:

-3.5%[#]

Inflation affecting consumers

Year-on-year rate of change in Composite CPI:

1.9%

Employment

Total in employment[#]: 3.62 million

Major employment sectors^{#@}



Public administration; and social and personal services

1,068,800
30% of total in employment

Import/export, wholesale and retail trades; and accommodation[^] and food services



923,500
26% of total in employment



Financing and insurance; real estate; and professional and business services

820,300
23% of total in employment

Transportation, storage, postal and courier services; and information and communications



386,700
11% of total in employment



Construction

325,800
9% of total in employment

Manufacturing



75,600
2% of total in employment

Unemployment rate

4.3%

Median wage (non-government employees and non-live-in domestic workers)

\$19,100 per month (May-June 2022)

Transport

Roads

2,223 km of public roads
810,383 licensed vehicles



Bridges

Longest: **Tsing Ma** suspension bridge (main span 1,377m) and cable-stayed **Stonecutters Bridge** (main span 1,018m)



Air movements

139,000 flights
5.7 million passengers
4.2 million tonnes of cargo*



Shipping movements

16,735 ocean vessel arrivals
50,055 river vessel arrivals
192 million tonnes of port cargo throughput



Container throughput

16.69 million
twenty-foot equivalent units



[#] Provisional figures, or figures subject to revision.

[@] Figures may not add up to the total due to rounding.

[^] 'Accommodation services' refers to hotels, guesthouses, boarding houses and other establishments providing short-term accommodation.

* Including airmail.